

Semantic Analysis

What is The Semantics of A Program?

- Syntax
 - How a program looks like
 - Textual representation or structure
 - A precise mathematical definition is possible
- Semantics
 - What is the meaning of a program
 - Harder to give a mathematical definition

Why Do Semantic Checking?

- Make sure the program conforms to the programming language definition
- Provide meaningful error messages to the user
- Don't need to do additional work, will discover in the process of intermediate representation generation

Static versus Dynamic Checking

- *Static checking*: the compiler enforces programming language's static semantics, which are checked at compile time
- *Runtime checking*: dynamic semantics are checked at run time by special code generated by the compiler

Static Checking

- Type checks
- Flow-of-control checks
- Uniqueness checks
- Name-related checks

Type checking

- We may not do all type checking at compile-time.
- A *type system* is a collection of rules for assigning type expressions to the parts of a program.
- A *type checker* implements a type system.
- A *sound type system* eliminates run-time type checking for type errors.
- A programming language is *strongly-typed*, if every program its compiler accepts will execute without type errors.
 - In practice, some of type checking operations are done at run-time (so, most of the programming languages are not strongly-typed).
 - Ex: `int x[100]; ... x[i]` → most of the compilers cannot guarantee that `i` will be between 0 and 99

Type Checks, Overloading, Coercion, and Polymorphism

```
int op(int), op(float);
```

```
int f(float);
```

```
int a, c[10], d;
```

```
d = c+d;    // FAIL
```

```
*d = a;    // FAIL
```

```
a = op(d);    // OK: overloading (C++)
```

```
a = f(d);    // OK: coercion
```

```
vector<int> v; // OK: template instantiation
```

Flow-of-Control Checks

```
myfunc ()  
{ ...  
    break; // ERROR  
}
```

```
myfunc ()  
{ ...  
    while (n)  
    { ...  
        if (i>10)  
            break; // OK  
    }  
}
```

```
myfunc ()  
{ ...  
    switch (a)  
    {  
        case 0:  
            ...  
            break; // OK  
        case 1:  
            ...  
    }  
}
```


Uniqueness Checks

```
myfunc()  
{  
    int i, j, i; // ERROR  
    ...  
}
```

```
cnufym(int a, int a) // ERROR  
{  
    ...  
}
```

```
struct myrec  
{  
    int name;  
};  
  
struct myrec // ERROR  
{  
    int id;  
};
```

Name-Related Checks

```
LoopA: for (int I = 0; I < n; I++)  
    { ...  
      if (a[I] == 0)  
        break LoopB;  
      ...  
    }
```

```
function Minimum (A, B : Integer) return Integer is  
begin  
    if A <= B then  
        return A;  
    else  
        return B;  
    end if;  
end Minimum;
```

One-Pass versus Multi-Pass Static Checking

- *One-pass compiler*: static checking for C, Pascal, Fortran, and many other languages can be performed in one pass while at the same time intermediate code is generated
- *Multi-pass compiler*: static checking for Ada, Java, and C# is performed in a separate phase, sometimes requiring traversing the syntax tree multiple times

Type Expressions

- Type expressions are used in declarations and type casts to define or refer to a type
 - Primitive types, such as int and bool
 - Type constructors, such as pointer-to, array-of, records, functions
 - Type names, such as typedefs in C and named types in Pascal, refer to type expressions

Type Expressions

- Basic type: *boolean*, *char*, *integer*, *real*, *void*; *type_error* to signal a type error
- Named type (typedef)
- Constructed types:

- Arrays: *array(I, T)*

```
var A: array[1..10] of integer;  
array(1..10, integer)
```

- Cartesian products

$$T_1 \times T_2$$

- Records

```
type row = record  
  address: integer;  
  lexeme: array [1..15] of char  
end;  
var table: array [1..101] of row;
```

```
record((address  $\times$  integer)  $\times$  (lexeme  $\times$  array(1..15, char)))
```

- Pointers

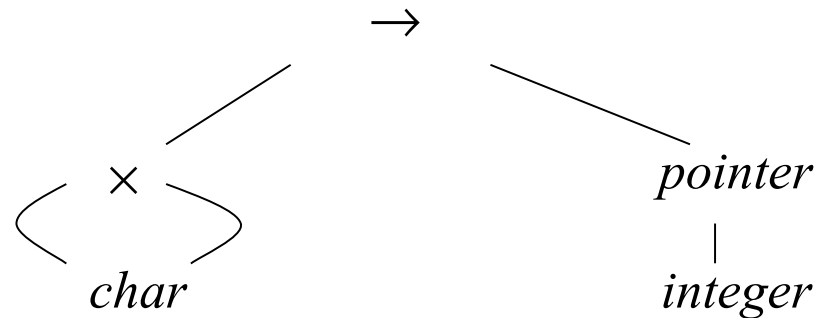
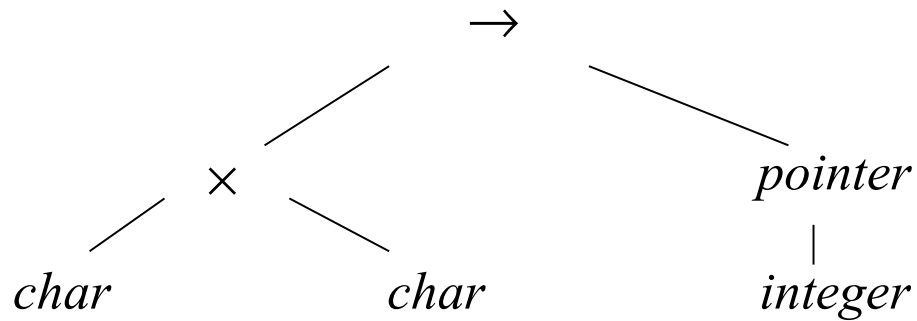
```
var p: ^row  
pointer(row)
```

- Functions

```
function f(a, b: char) : ^integer;  
char  $\times$  char  $\rightarrow$  pointer(integer)
```

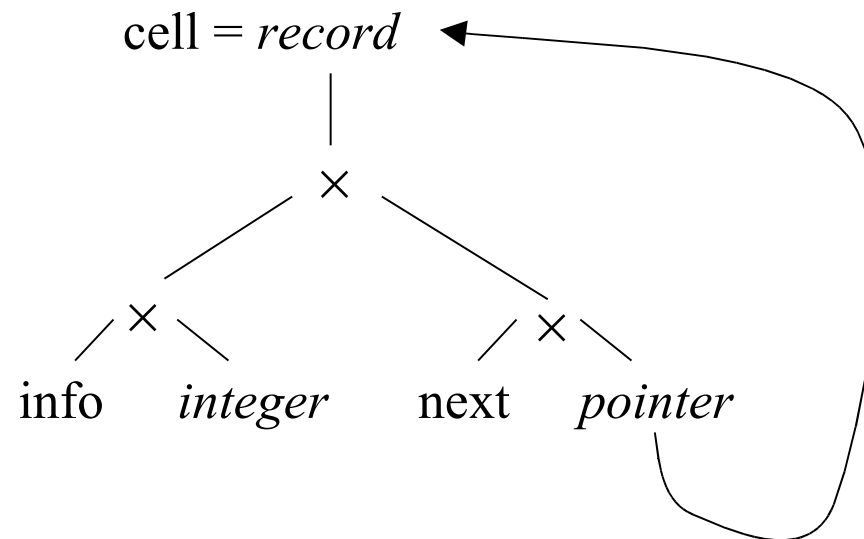
Representation of Type by Tree and DAG

`int *f(char, char)`



Cycles in Representation of Types

```
struct cell {  
    int info;  
    struct cell * next;  
};
```



Structural Equivalence and Name Equivalence

- Name equivalence: the same name of type
- Structural equivalence: If the type expression of two types have the same construction, then they are equivalent
- “Same construction”
 - Equivalent base types
 - Same set of type constructors are applied in the same order (i.e. equivalent type tree)

```
type link = ^ cell;  
var next : link;  
    last : link;  
    p    : ^ cell;  
    q, r : ^ cell;  
  
    cell = record  
        info : integer;  
        next : link  
    end;
```


Structural Equivalence

- Definition: by Induction
 - Same basic type (basis)
 - Same constructor applied to SE Type (induction step)
 - Same DAG Representation
- In Practice: modifications are needed
 - Do not include array bounds – when they are passed as parameters
 - Other representations applied (more compact)
- Can be applied to: Tree/ DAG
 - Does not check for cycles
 - Later improve it.

Algorithm Testing Structural Equivalence

```
function sequiv(s, t): boolean
{
    if (s and t are of the same basic type) return true;

    if (s = array(s1, s2) and t = array(t1, t2))
        return (s1 = t1) and sequiv(s2, t2);

    if ( s = s1 × s2 and t = t1 × t2 )
        return sequiv(s1, t1) and sequiv(s2, t2);

    if (s = s1 → s2 and t = t1 → t2)
        return sequiv(s1, t1) and sequiv(s2, t2);

    if (s = pointer(s1) and t = pointer(t1))
        return sequiv(s1, t1);

    return false;
}
```

Dealing with Recursive Types in C

- C Policy: avoid cycles in type graphs by:
 - Using structural equivalence for all types
 - Except for records -> name equivalence
- Example:
 - `struct cell {int info; struct cell * next;}`
- Name use: name cell becomes part of the type of the record.
 - Use the acyclic representation
 - Names declared before use – except for pointers to records.
 - Cycles – potential due to pointers in records
 - Testing for structural equivalence stops when a record constructor is reached ~ same named record type?

Simple Type System

$P \rightarrow D ; E$
 $D \rightarrow D ; D \mid \mathbf{id} : T$
 $T \rightarrow \mathbf{char} \mid \mathbf{integer} \mid \mathbf{array} [\mathbf{num}] \mathbf{of} T \mid \wedge T$
 $E \rightarrow \mathbf{literal} \mid \mathbf{num} \mid \mathbf{id} \mid E \mathbf{mod} E \mid E [E] \mid E \wedge$

$P \rightarrow D ; E$
 $D \rightarrow D ; D$
 $D \rightarrow \mathbf{id} : T \quad \{ \mathit{addtype}(\mathbf{id.entry}, T.type) \}$
 $T \rightarrow \mathbf{char} \quad \{ T.type := \mathit{char} \}$
 $T \rightarrow \mathbf{integer} \quad \{ T.type := \mathit{integer} \}$
 $T \rightarrow \wedge T_1 \quad \{ T.type := \mathit{pointer}(T_1.type) \}$
 $T \rightarrow \mathbf{array} [\mathbf{num}] \mathbf{of} T_1 \quad \{ T.type := \mathit{array}(1..\mathbf{num.val}, T_1.type) \}$

Type Checking

$E \rightarrow \text{literal}$ { $E.type := char$ }

$E \rightarrow \text{num}$ { $E.type := integer$ }

$E \rightarrow \text{id}$ { $E.type := lookup(\text{id.entry})$ }

$E \rightarrow E_1 \text{ mod } E_2$ { $E.type := \text{if } E_1.type = integer \text{ and } E_2.type = integer \text{ then } integer$
 else type_error }

$E \rightarrow E_1 [E_2]$ { $E.type := \text{if } E_2.type = integer \text{ and } E_1.type = array(s,t) \text{ then } t$
 else type_error }

$E \rightarrow E_1 ^$ { $E.type := \text{if } E_1.type = pointer(t) \text{ then } t \text{ else type_error}$ }

Type Checking for Instructions

$P \rightarrow D ; S$

$S \rightarrow \text{id} := E \quad \{ S.type := \text{if id.type} = E.t \text{ then void else type_error} \}$

$S \rightarrow \text{if } E \text{ then } S_1 \quad \{ S.type := \text{if } E.type = \text{boolean} \text{ then } S_1.type \text{ else type_error} \}$

$S \rightarrow \text{while } E \text{ do } S_1 \quad \{ S.type := \text{if } E.type = \text{boolean} \text{ then } S_1.type \text{ else type_error} \}$

$S \rightarrow S_1 ; S_2 \quad \{ S.type := \text{if } S_1.type = \text{void} \text{ and } S_2.type = \text{void} \text{ then void else type_error} \}$

Type Checking for Functions

$E \rightarrow E(E)$

$T \rightarrow T_1 \rightarrow T_2 \quad \{ T.type := T_1.type \rightarrow T_2.type \}$

$E \rightarrow E_1(E_2) \quad \{ E.type := \text{if } E_2.type = s \text{ and } E_1.type = s \rightarrow t \text{ then } t \text{ else type_error} \}$

Type Conversions

x + i

Postfix notation:

x i inttoreal real+

$E \rightarrow$ **num** { $E.type := integer$ }

$E \rightarrow$ **num.num** { $E.type := real$ }

$E \rightarrow$ **id** { $E.type := lookup(id.entry)$ }

$E \rightarrow$ E_1 **op** E_2 { $E.type :=$

if $E_1.type = integer$ and $E_2.type = integer$ then integer else

if $E_1.type = integer$ and $E_2.type = real$ then real else

if $E_1.type = real$ and $E_2.type = integer$ then real else

if $E_1.type = real$ and $E_2.type = real$ then real

else type_error }